

RS 10 S

EAN 4007841 730512

Article number 730512



Max. 60 W

high frequency
sensor 360°

Ø 1 - 8 m



IP44



2 - 2000 lux



5 sec - 15 min



energy saving

5 years

manufacturer's
warranty steinel-
professional.de/
garantie

CE



ENEC 10

Function description

Classy and powerful. High-frequency SensorLight RS 10 S, ideal for stairwells and corridors, for E 27 lamps, matt opal glass shade, 360° detection, reach setting 1 – 8 m, selectable time and twilight threshold.

Technical specifications

| | |
|-------------------------|---|
| Dimensions (Ø x H) | 280 x 110 mm |
| With lamp | No |
| With motion detector | Yes |
| Manufacturer's Warranty | 5 years |
| Settings via | Potentiometers |
| With remote control | No |
| PU1, EAN | 4007841730512 |
| Application, place | Indoors |
| Application, room | corridor / aisle, function room / ancillary room, stairwell, WC / washroom, outdoors, Indoors |
| Colour | white |
| Installation site | wall, ceiling |
| Installation | Wall, Ceiling, Surface wiring |
| Impact resistance | IK03 |
| IP-rating | IP44 |
| Protection class | II |
| Ambient temperature | from -20 up to 40 °C |

| | |
|---|------------------|
| Capability of masking out individual segments | No |
| Electronic scalability | Yes |
| Mechanical scalability | No |
| Reach, radial | Ø 8 m (50 m²) |
| Reach, tangential | Ø 8 m (50 m²) |
| Photo-cell controller | Yes |
| Transmitter power | < 1 mW |
| Lamp | All-purpose lamp |
| Base | E27 |
| Soft light start | No |
| Continuous light | selectable |
| Twilight setting | 2 – 2000 lx |
| Time setting | 5 s – 15 Min. |
| Basic light level function | No |
| Twilight setting TEACH | No |
| Interconnection | Yes |
| Type of interconnection | Master/master |

RS 10 S

EAN 4007841 730512
Article number 730512



Technical specifications

| | |
|-------------------------------|---|
| Housing material | Aluminium |
| Cover material | Glass opal |
| Mains power supply | 230 – 240 V / 50 Hz |
| Switching output 1, resistive | 800 W |
| Power consumption | 1,1 W |
| Mounting height max. | 4,00 m |
| HF-system | 5,8 GHz |
| Detection | also through glass, wood and stud walls |

| | |
|---------------------|------------------------------|
| Interconnection via | Cable |
| Output | 60 W |
| Angle of aperture | 160 ° |
| IP-rating, ceiling | IP44 |
| Detection angle | 360 ° |
| Product category | Sensor-switched indoor light |

Accessories

EAN 4007841 001810

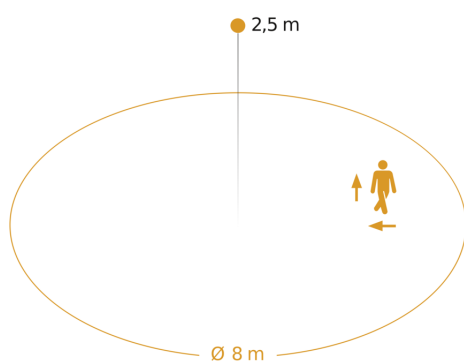
Replacement glass shade for RS 10 S

RS 10 S

EAN 4007841 730512

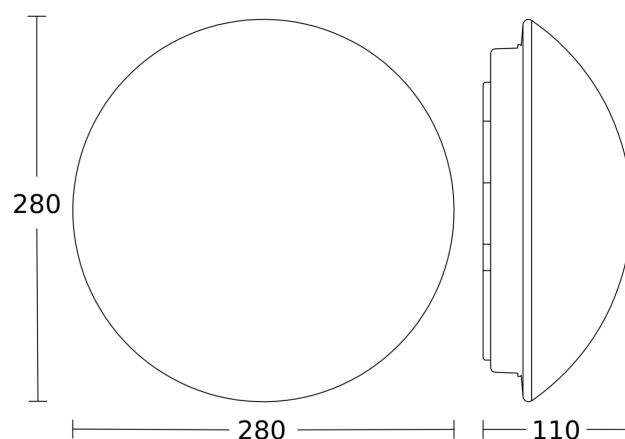
Article number 730512

Detection Zone

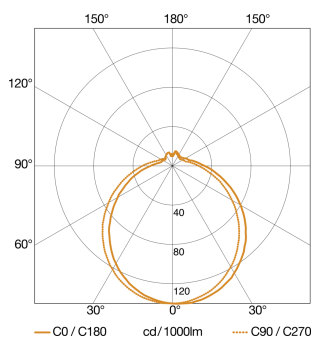


Possible mounting height: 2,00 m – 4,00 m
Orange: radial and tangential

Dimension Drawing



Light Distribution Curve



Output
With lamp
Lamp

60 W
No
All-purpose lamp

Master circuit diagram

